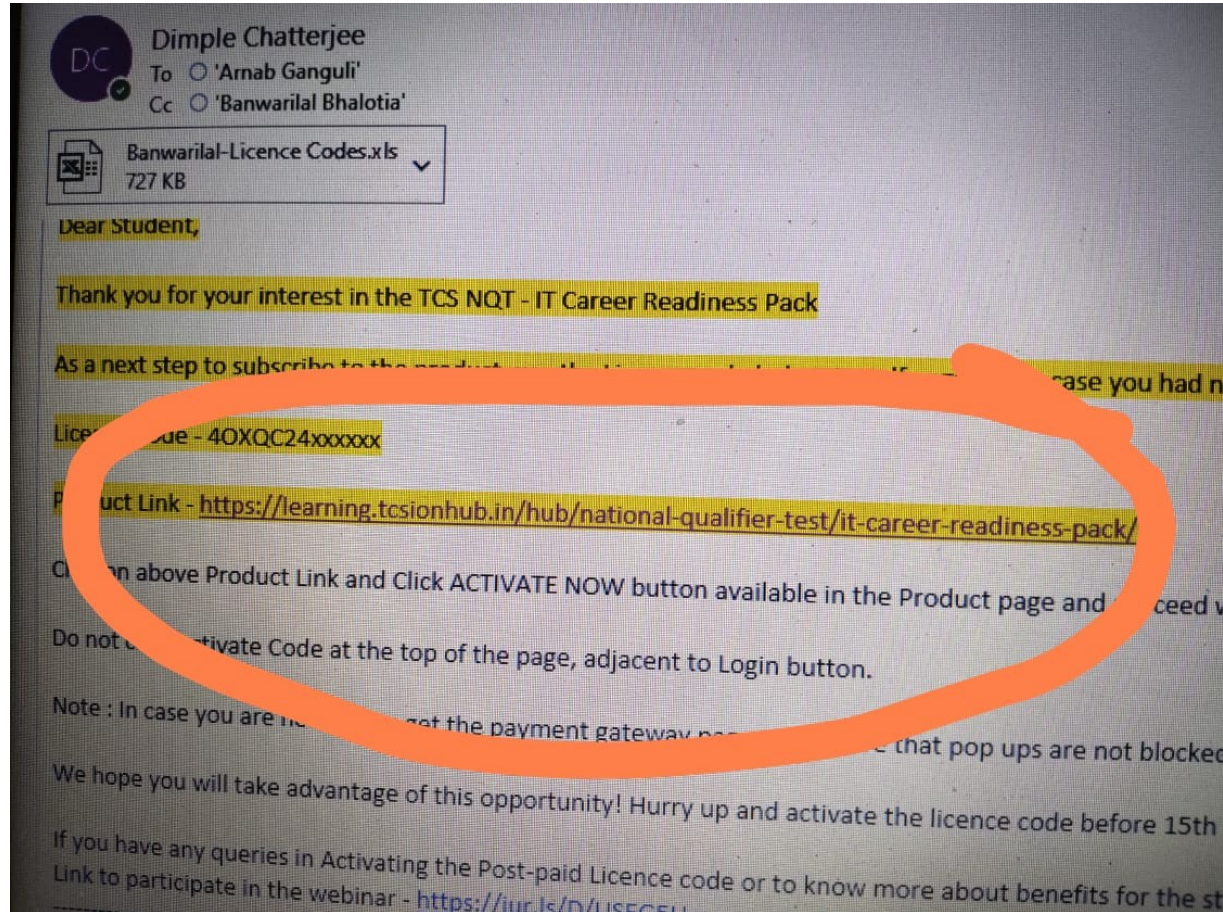
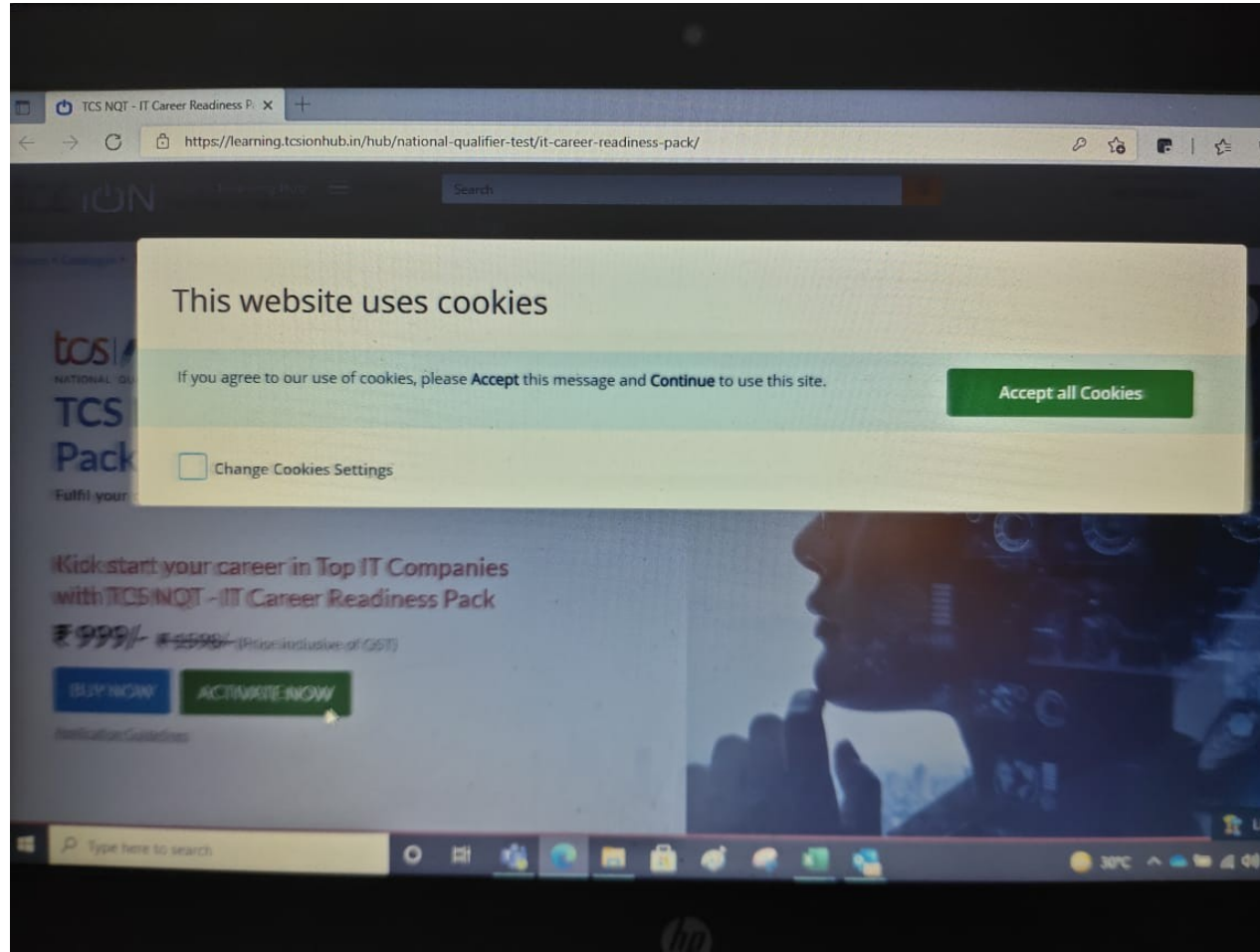


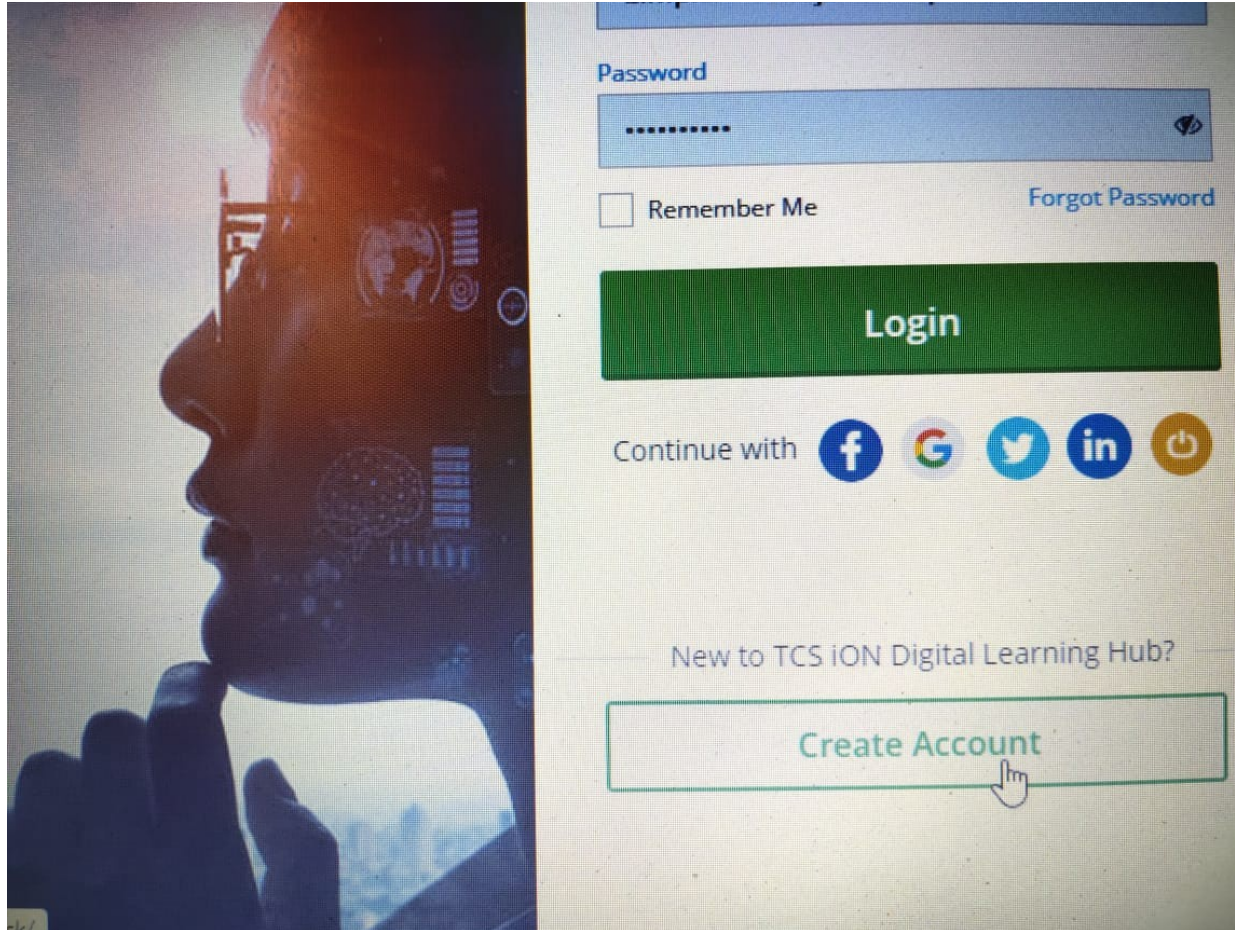
How to Apply for TCS-NQT(1)



How to Apply for TCS-NQT(2)



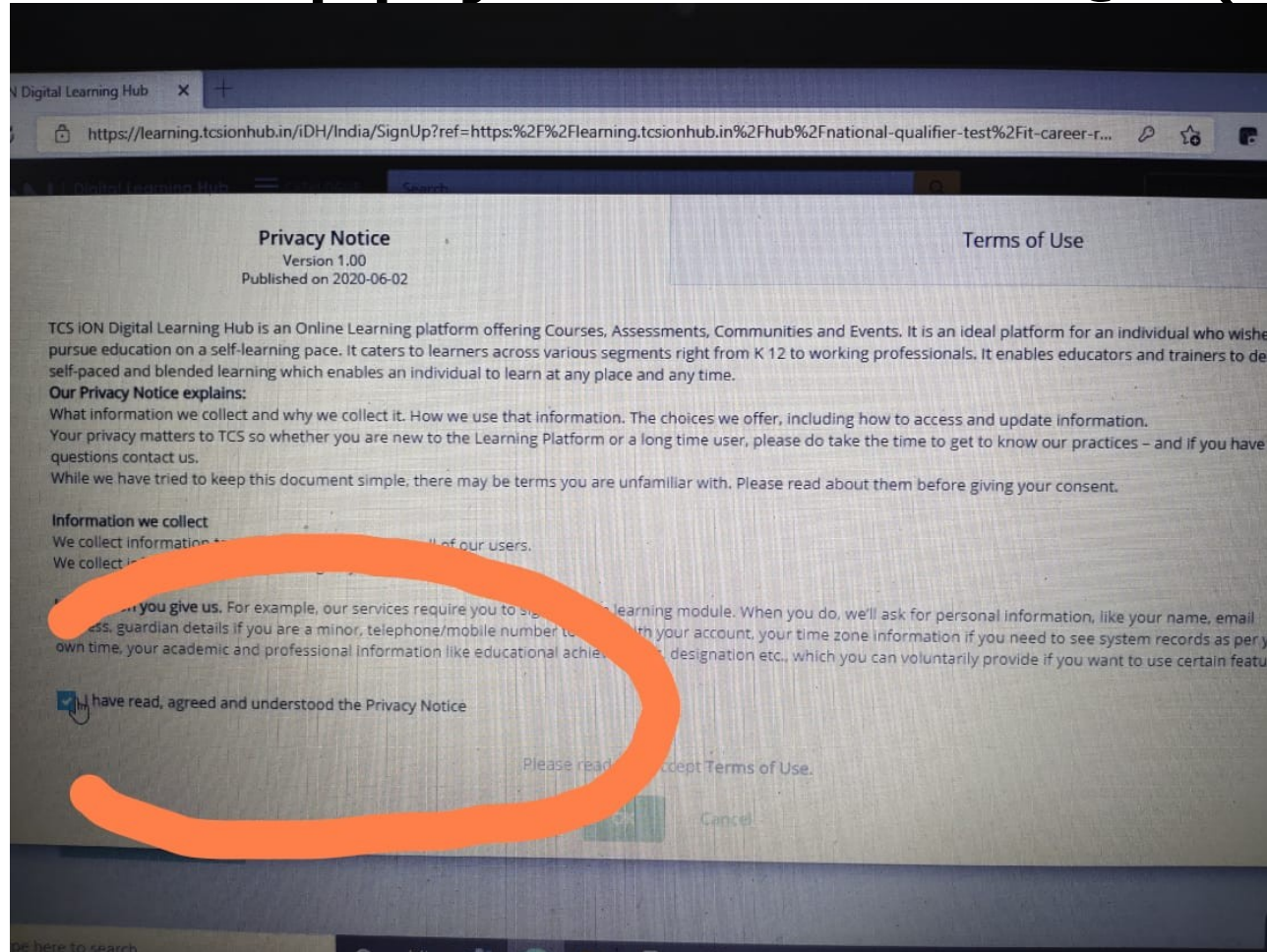
How to Apply for TCS-NQT(3)



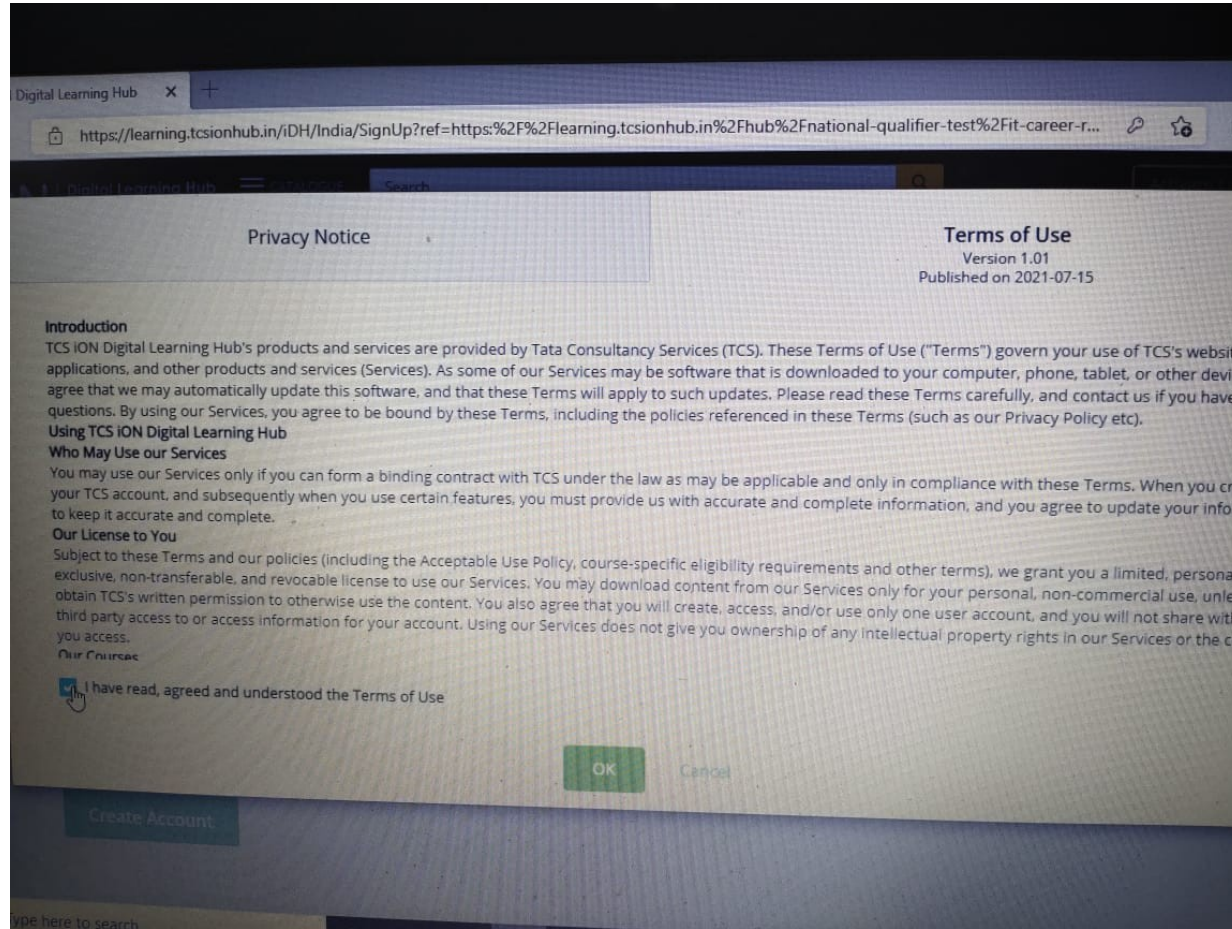
How to Apply for TCS-NQT(4)

The screenshot shows the 'Create Account' page on the iON Digital Learning Hub. The page header includes the iON logo, 'Digital Learning Hub', and a search bar. Below the header, there are links for 'Jobs' and 'Blog'. The main heading is 'Create Account'. Underneath, there is a section titled 'I am a...' with four options: 'Learner', 'Publisher', 'Institution', and 'Corporate'. The 'Learner' option is highlighted with an orange circle. Below this, there are four input fields: 'Full Name', 'Email ID', 'Password', and 'Confirm Password'. The 'Email ID' and 'Password' fields are marked as mandatory with a red asterisk and the text 'This field is required'. Below the 'Phone Number' field, there is a note: 'A validation OTP will be sent to your mobile number' and a 'Validate Number' button. The Windows taskbar is visible at the bottom of the screen.

How to Apply for TCS-NQT(5)



How to Apply for TCS-NQT(6)



How to Apply for TCS-NQT(7)

The image shows a registration form for TCS NQT. The form includes the following fields and elements:

- Password:** A text input field with a red asterisk and a blue shield icon.
- Confirm Password:** A text input field with a red asterisk and a blue shield icon.
- Phone Number:** A text input field with a blue shield icon. Below it, the text "A validation OTP will be sent to your mobile number" is displayed.
- Validate Number:** A blue button.
- Are you a minor? *** A toggle switch set to "No".
- OTP Verification:** A CAPTCHA image showing "pycjt n6" with a refresh icon. Below it, a text input field contains "pycjt n6" with a help icon.
- Terms of Use:** A checked checkbox followed by the text "By creating your account you accept TCS ION Digital Learning Hub [Terms of Use](#)".
- Create Account:** A green button, which is circled in orange.

The bottom of the image shows a Windows taskbar with a search bar and several application icons, and an HP logo on the laptop bezel.

How to Apply for TCS-NQT(8)

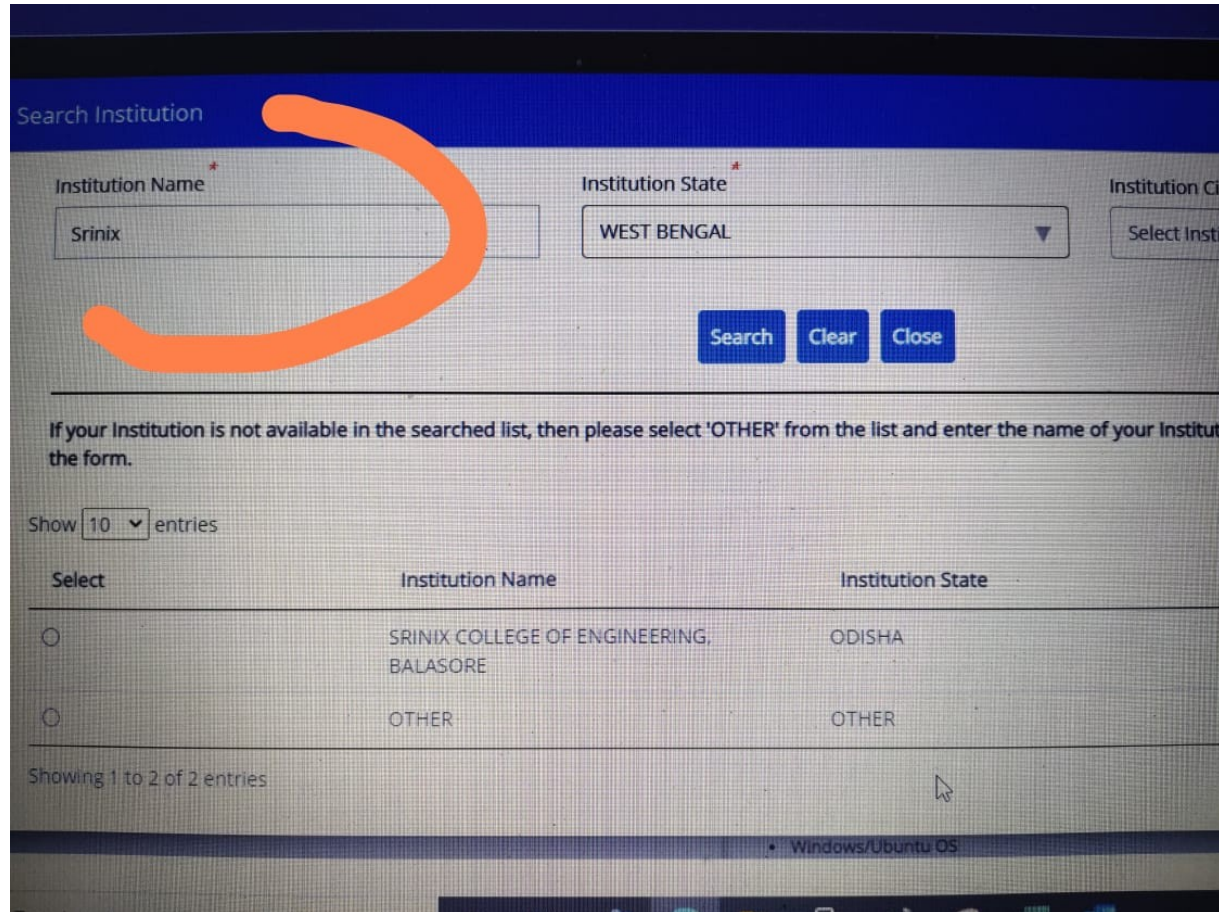
The screenshot shows a web browser window with the URL <https://learning.tcsionhub.in/hub/national-qualifier-test/it-career-readiness-pack/>. The page title is "Application for TCS National Qualifier Test". Below the title, there is a thank you message: "Thank you for your interest in TCS National Qualifier Test (T)".

Instructions for the application process are provided in a red-bordered box:

- Please fill the following form to complete the application process.
- Ensure to enter your correct details like email ID, mobile number, etc. as this will be used for test related communication.
- You can login to edit your application details anytime before the registration closing date. Once the registration is closed, you will not be able to edit your details.
- All fields marked with * are MANDATORY.
- **Note:** After submitting the application form Click on "Click to Proceed" button on the top right corner and make the Payment complete and you will be eligible to appear for the exam.
- [Check out our exciting deals on TCS NQT - IT Career Readiness Pack and TCS NQT - BFS Career Readiness Pack.](#)

Below the instructions, the first step of the form is titled "1 Personal Details". The form fields are partially visible, including "Name" and "Email", with red asterisks indicating mandatory fields.

How to Apply for TCS-NQT(9)



Search Institution

Institution Name*
Srinix

Institution State*
WEST BENGAL

Institution City
Select Insti

Search Clear Close

If your Institution is not available in the searched list, then please select 'OTHER' from the list and enter the name of your Institution in the form.

Show 10 entries

Select	Institution Name	Institution State
<input type="radio"/>	SRINIX COLLEGE OF ENGINEERING, BALASORE	ODISHA
<input type="radio"/>	OTHER	OTHER

Showing 1 to 2 of 2 entries

Windows/Ubuntu OS

How to Apply for TCS-NQT(10)

The screenshot shows a web browser window with the URL <https://learning.tcsionhub.in/hub/national-qualifier-test/it-career-readiness-pack/>. The form includes the following fields:

- Product Name: Master of Business Administration - M.B.A.
- Subject: Financial Market
- Exam Date: 07/2021
- College: ELITTE COLLEGE OF ENGINEERING

3 Examination Details

Product Name : TCS NQT - IT Career Readiness Pack

Exam Date*
Select Exam Date

Mode of Exam*
Please read the guidelines carefully before selecting the mode of test and select the right option that fits you.
In - Centre exam may get postponed based on COVID situation and Govt regulations prevalent 3 weeks before exam date

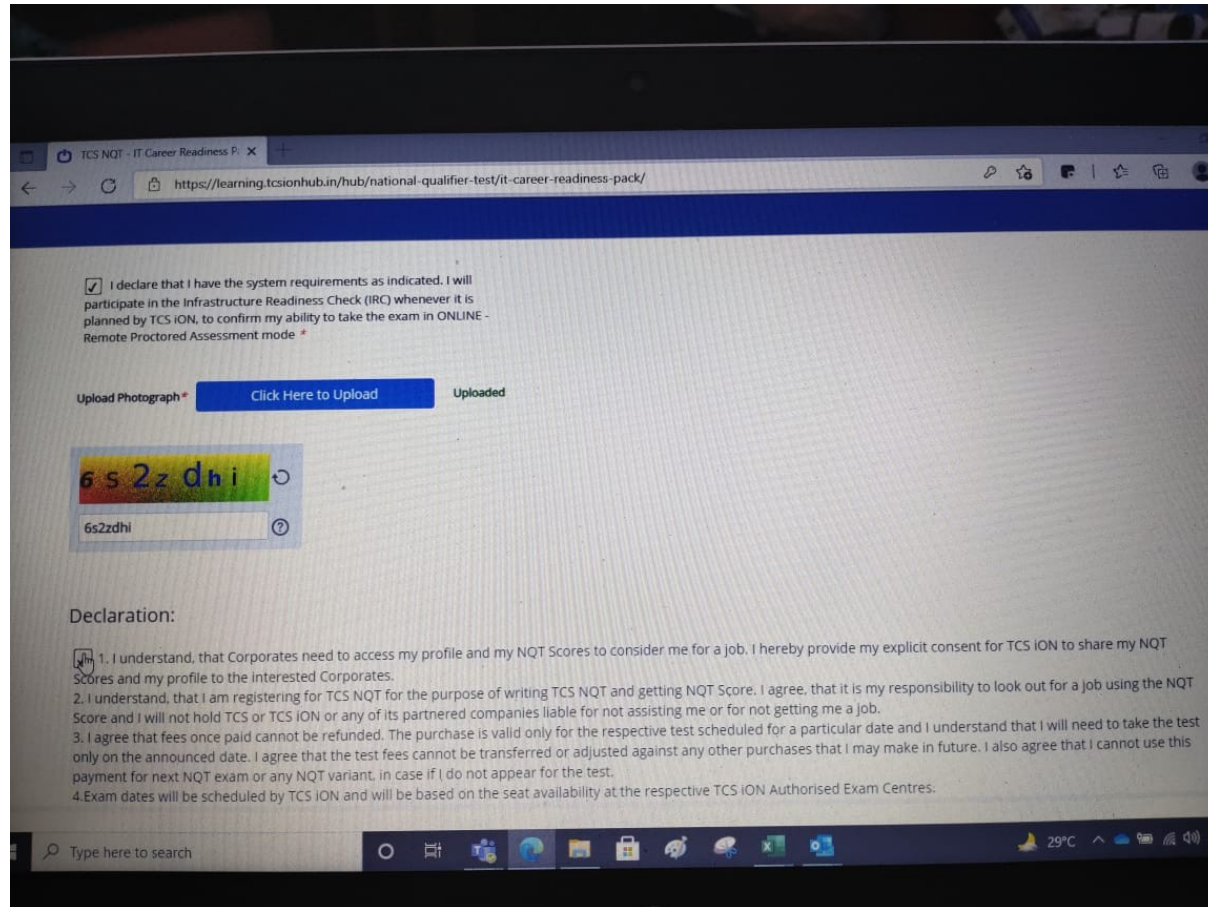
ONLINE Exam (Remote Proctored) assessment allows you to appear for the test from your home or any location.
"Remote Proctored" means that your exam will be monitored by an invigilator remotely.

You need to ensure the following system requirements are met:

- Windows/Ubuntu OS
- Google Chrome browser
- Internet connectivity of 2 to 5 mbps
- A working webcam

If you do not have the required infrastructure for the Online Remote Proctored Assessment, you can choose In-Centre option to appear for the test physically from TCS ION Authorised Exam Centres available PAN India.

How to Apply for TCS-NQT(11)



TCS NQT - IT Career Readiness P: X
https://learning.tcsionhub.in/hub/national-qualifier-test/it-career-readiness-pack/

I declare that I have the system requirements as indicated. I will participate in the Infrastructure Readiness Check (IRC) whenever it is planned by TCS ION, to confirm my ability to take the exam in ONLINE - Remote Proctored Assessment mode *

Upload Photograph* [Click Here to Upload](#) Uploaded

6 s 2 z d h i
6s2zdhi

Declaration:

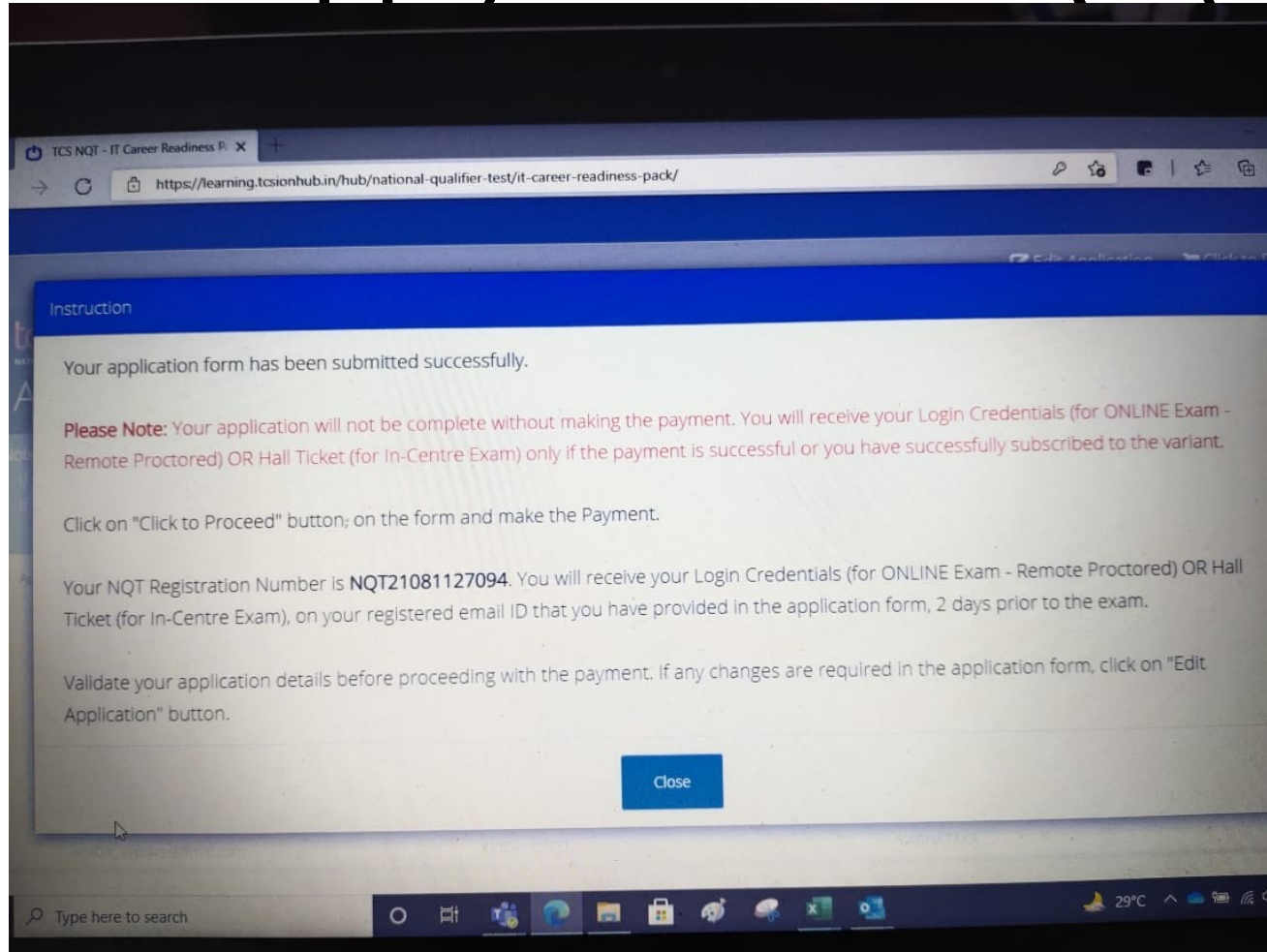
1. I understand, that Corporates need to access my profile and my NQT Scores to consider me for a job. I hereby provide my explicit consent for TCS ION to share my NQT Scores and my profile to the Interested Corporates.

2. I understand, that I am registering for TCS NQT for the purpose of writing TCS NQT and getting NQT Score. I agree, that it is my responsibility to look out for a job using the NQT Score and I will not hold TCS or TCS ION or any of its partnered companies liable for not assisting me or for not getting me a job.

3. I agree that fees once paid cannot be refunded. The purchase is valid only for the respective test scheduled for a particular date and I understand that I will need to take the test only on the announced date. I agree that the test fees cannot be transferred or adjusted against any other purchases that I may make in future. I also agree that I cannot use this payment for next NQT exam or any NQT variant, in case if I do not appear for the test.

4. Exam dates will be scheduled by TCS ION and will be based on the seat availability at the respective TCS ION Authorized Exam Centres.

How to Apply for TCS-NQT(12)



The screenshot shows a web browser window with the address bar displaying <https://learning.tcsionhub.in/hub/national-qualifier-test/it-career-readiness-pack/>. The page content is a confirmation message with the following text:

Instruction

Your application form has been submitted successfully.

Please Note: Your application will not be complete without making the payment. You will receive your Login Credentials (for ONLINE Exam - Remote Proctored) OR Hall Ticket (for In-Centre Exam) only if the payment is successful or you have successfully subscribed to the variant.

Click on "Click to Proceed" button, on the form and make the Payment.

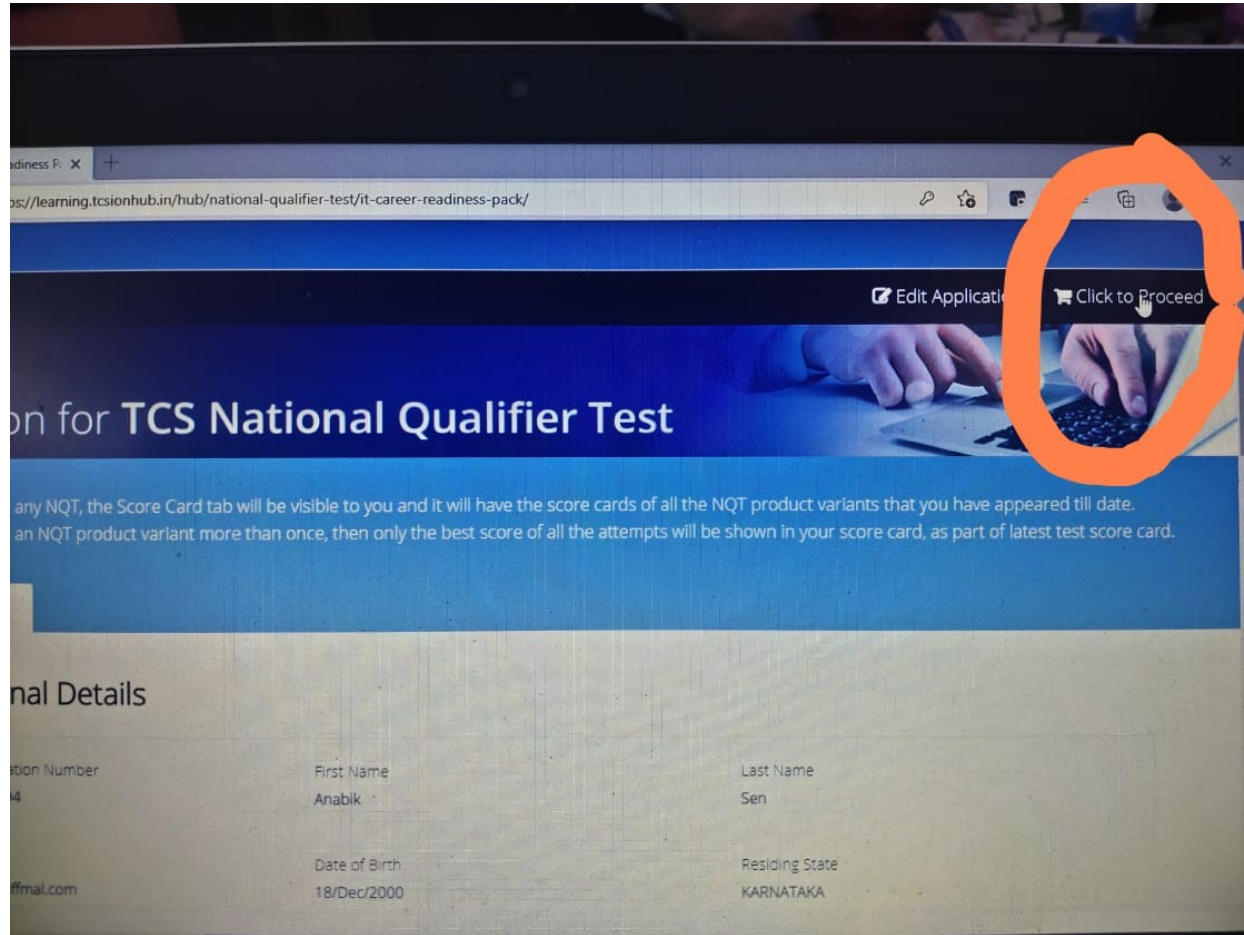
Your NQT Registration Number is **NQT21081127094**. You will receive your Login Credentials (for ONLINE Exam - Remote Proctored) OR Hall Ticket (for In-Centre Exam), on your registered email ID that you have provided in the application form, 2 days prior to the exam.

Validate your application details before proceeding with the payment. If any changes are required in the application form, click on "Edit Application" button.

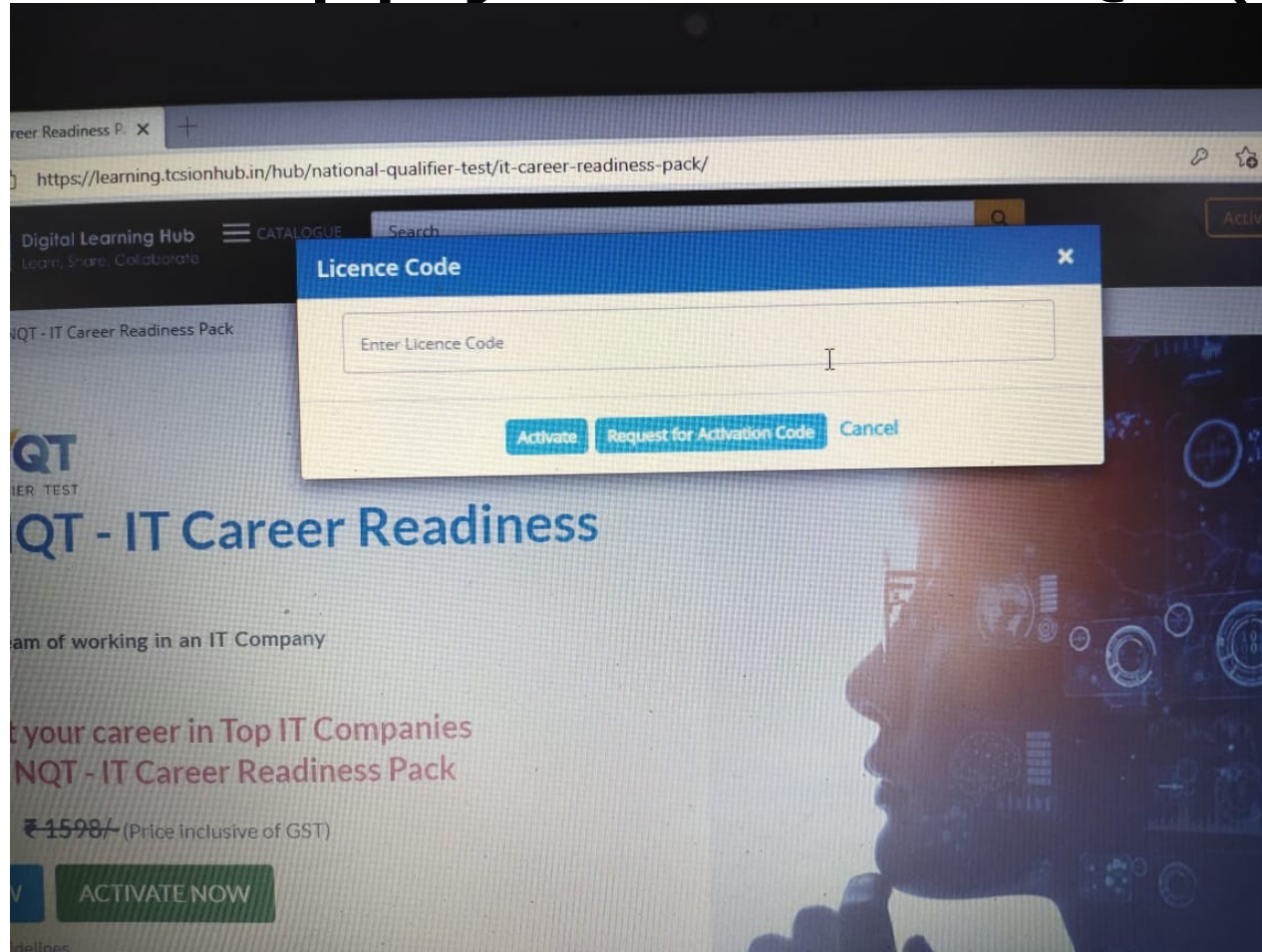
At the bottom of the message box, there is a blue button labeled "Close".

How to Apply for TCS-NQT(13)

**ITS STILL NOT
OVER!!! YOU
HAVE TO CLICK
TO PROCEED**



How to Apply for TCS-NQT(14)



How to Apply for TCS-NQT(15)

The image shows a screenshot of a web browser displaying the TCS NQT - IT Career Readiness Pack product page. A modal dialog box titled "Licence Code" is open, showing the code "IPNF224772950" and three buttons: "Activate", "Request for Activation Code", and "Cancel".

Page Header: TCS NQT - IT Career Readiness P. x
https://learning.tcsionhub.in/hub/national-qualifier-test/it-career-readiness-pack/

Navigation: CATALOGUE Search

Product Information:
TCS NQT - IT Career Readiness Pack
Fulfil your dream of working in an IT Company
Kick start your career in Top IT Companies with TCS NQT - IT Career Readiness Pack
₹ 999/- ~~₹ 1598/-~~ (Price inclusive of GST)

Buttons: BUY NOW ACTIVATE NOW

Application Guidelines

How to Apply for TCS-NQT(16)

The image shows a screenshot of a web browser displaying the TCS NQT - IT Career Readiness Pack page. A dialog box is overlaid on the page, indicating a payment confirmation step. The dialog box text reads: "learning.tcsionhub.in says It is a Postpaid Licence , please click on 'OK' for making the payment . If you are unable to view the transaction page , please enable the pop up for our website." Below the text are "OK" and "Cancel" buttons. The background page features the TCS NQT logo, the title "TCS NQT - IT Career Readiness Pack", and promotional text: "Fulfil your dream of working In an IT Company", "Kick start your career in Top IT Companies with TCS NQT - IT Career Readiness Pack", and pricing information: "₹ 999/- ₹ 1598/- (Price inclusive of GST)". There are "BUY NOW" and "ACTIVATE NOW" buttons at the bottom.

learning.tcsionhub.in says
It is a Postpaid Licence , please click on "OK" for making the payment .
If you are unable to view the transaction page , please enable the pop up for our website.

OK Cancel

Activating your Licence Code...Please wait

tcs | NQT
NATIONAL QUALIFIER TEST

TCS NQT - IT Career Readiness Pack

Fulfil your dream of working In an IT Company

Kick start your career in Top IT Companies
with TCS NQT - IT Career Readiness Pack

₹ 999/- ₹ 1598/- (Price inclusive of GST)

BUY NOW **ACTIVATE NOW**

[Application Guidelines](#)

How to Apply for TCS-NQT(17)

