




# Aon's Assessment Solutions

System Requirement (Laptop/Desktop Version)

# Table of Content

---

1. System Requirement for Online Assessment
2. Install Google Chrome
3. Update Google Chrome
4. Steps to allow Webcam and Microphone
5. Clear Cache from your System



# System Requirement for Online Assessment

- ✓ Supported Devices – Desktop, Laptop
- ✓ Operating System – Window 7 or above
- ✓ Browsers – Google Chrome (latest version)
- ✓ Adobe Flash player
- ✓ Java Script must be enabled
- ✓ Disable Antivirus
- ✓ Minimum Internet Bandwidth required– 4 Mbps
- ✓ Ensure Time in the system is set as IST
- ✓ **Webcam and Microphone** is mandatory

How to:

[? Install Google Chrome](#)

[? Update Google Chrome](#)

[? Give access to Webcam and Microphone](#)

[? Clear Cache from the system](#)

To check the working functionality of your **Webcam and Microphone**, use the following links –

<https://webcamtests.com/> (To test your webcam)

<https://www.onlinemictest.com/> (To test your microphone)

Please note – Assessment will not run in any iOS devices like – iPads, Macbook etc.

# Install Google Chrome

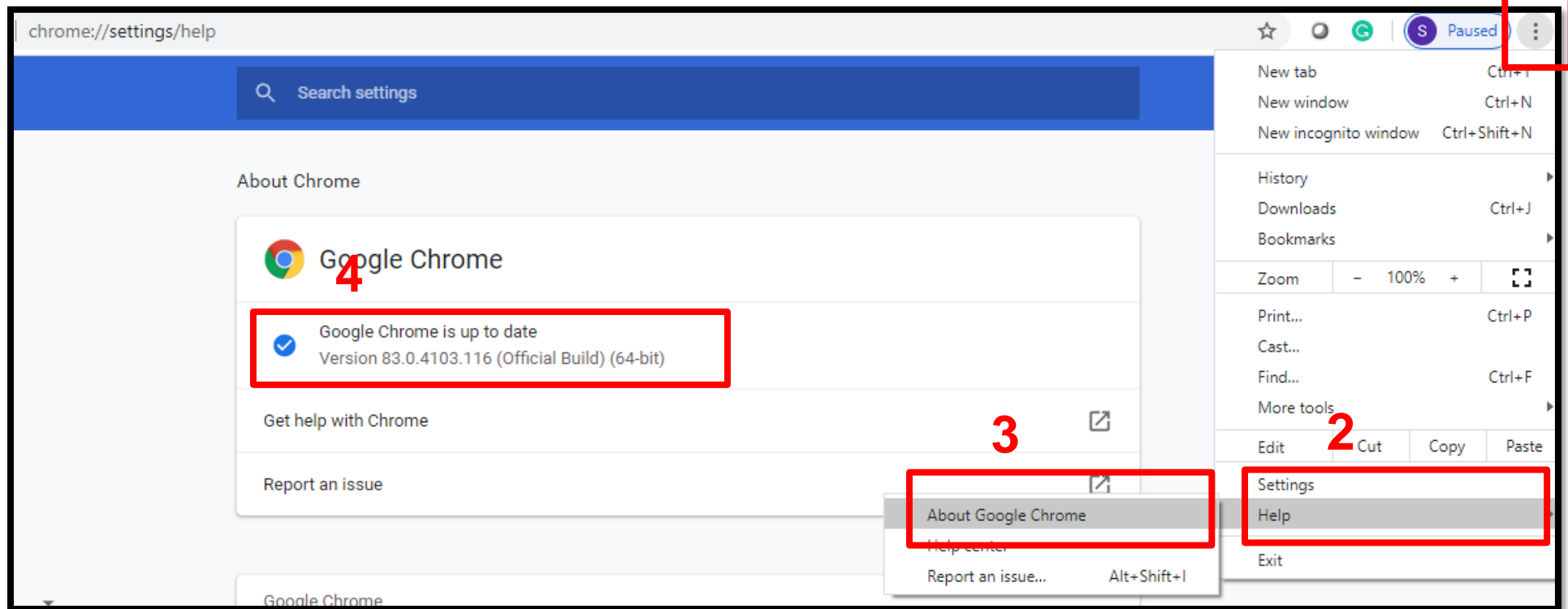
---

- ✓ Open <https://www.google.com/chrome/>
- ✓ Click 'Download Chrome'
- ✓ If prompted, click Run or Save.
- ✓ If you chose Save, double-click the download to start installing.

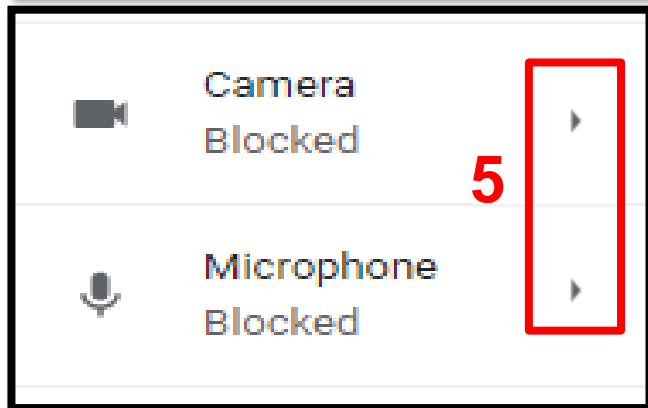
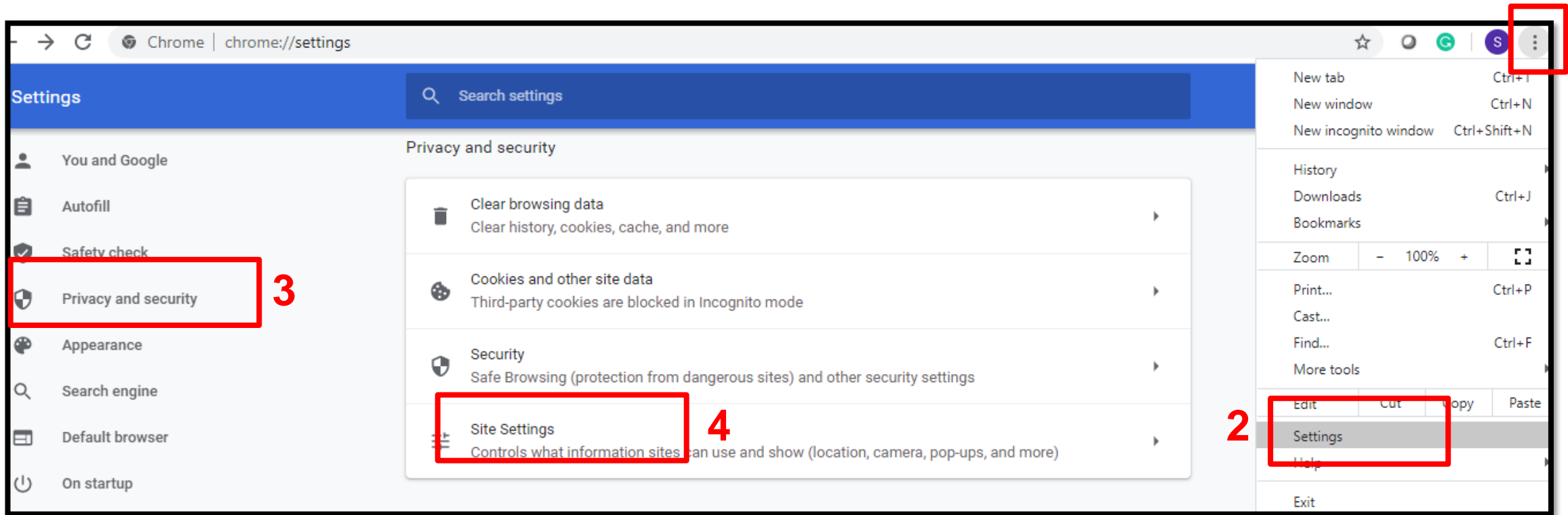
The image shows a screenshot of the Google Chrome download page. At the top center is the Chrome logo. Below it, the text reads "Get more done with the new Chrome". Underneath that, it says "Now more simple, secure, and <sup>1</sup> faster than ever - with Google's smarts built-in." A blue button labeled "Download Chrome" is highlighted with a red box. Below the button, it says "For Windows 10/8.1/8/7 64-bit." There is a checkbox checked, with the text "Help make Google Chrome better by automatically sending usage statistics and crash reports to Google. [Learn more](#)". Below this, it says "By downloading Chrome, you agree to the [Google Terms of Service](#) and [Chrome and Chrome OS Additional Terms of Service](#)". At the bottom left, a Windows taskbar notification is shown, labeled "ChromeSetup (1).exe", which is also highlighted with a red box. A large red number "2" is placed to the left of the notification.

# Update Google Chrome

- ✓ On your computer, open Chrome
- ✓ At the top right, Click More :
- ✓ Click Help ➡ About Google Chrome ➡ Click Update
  - Important : If you can't find 'Update' button, you're on the latest version
- ✓ Click Relaunch



# Steps to allow Webcam and Microphone



# Clear Cache from your System

- ✓ On your computer, open Chrome
- ✓ At the top right, Click More :
- ✓ Click *More tools* ➡ *Clear Browsing Data* ➡ *Clear Data*

